

## PRESENTATIONS – GUIDE FOR ORAL PRESENTATIONS

### LOGIN

To access all the features of the "Fourwaves" website, you must log in by clicking on "[Log in](#)" in the event menu (email and password).

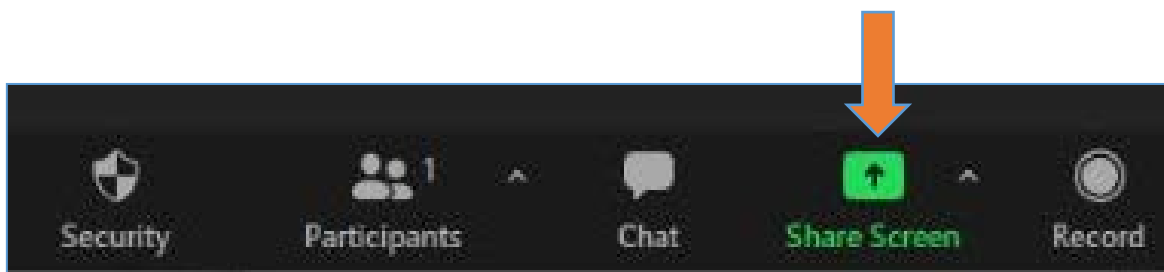
For a first connection: click on "[Log in](#)", enter the email address you used when you registered and click on "[Activate your account](#)". Enter your password. This information will be used to access the platform.

Only logged-in participants will be able to access the abstracts and interact with the presenters.

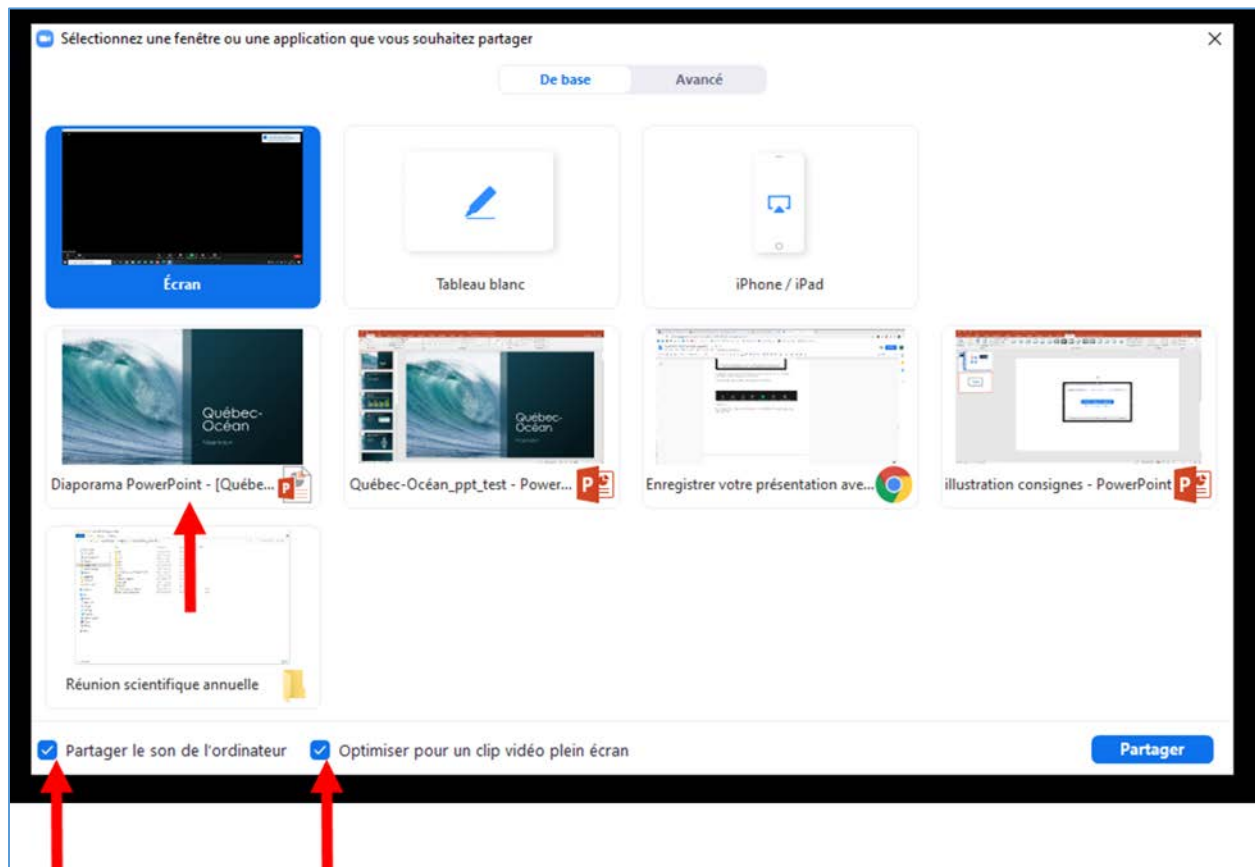
All presenters must be logged in **5 minutes before** the start of their session.

When it is your turn to present, you will be called by the chair of your session. Please have your presentation open beforehand.

To make your presentation, you must share your screen. To do so, click on the "Share Screen" tab.

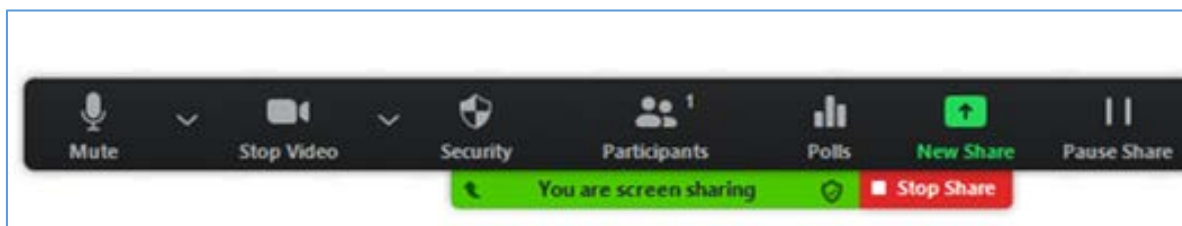


The following window will appear.



If you have animations, videos or audio clips, be sure to check the 'Share computer sound' and 'Optimize for full screen video clip' checkboxes and select the file you want to share. Then click "**Share**".

Your presentation will be shared and the following menu will appear at the top of the screen. This menu disappears, leaving only the green banner. If you want the menu to appear, just move your cursor to the top of your screen.



If you need a cursor during your presentation, go to the bottom left of your screen in slide show mode. You will find the pen symbol and by clicking on it the laser pointer option will appear.

