



The Match process

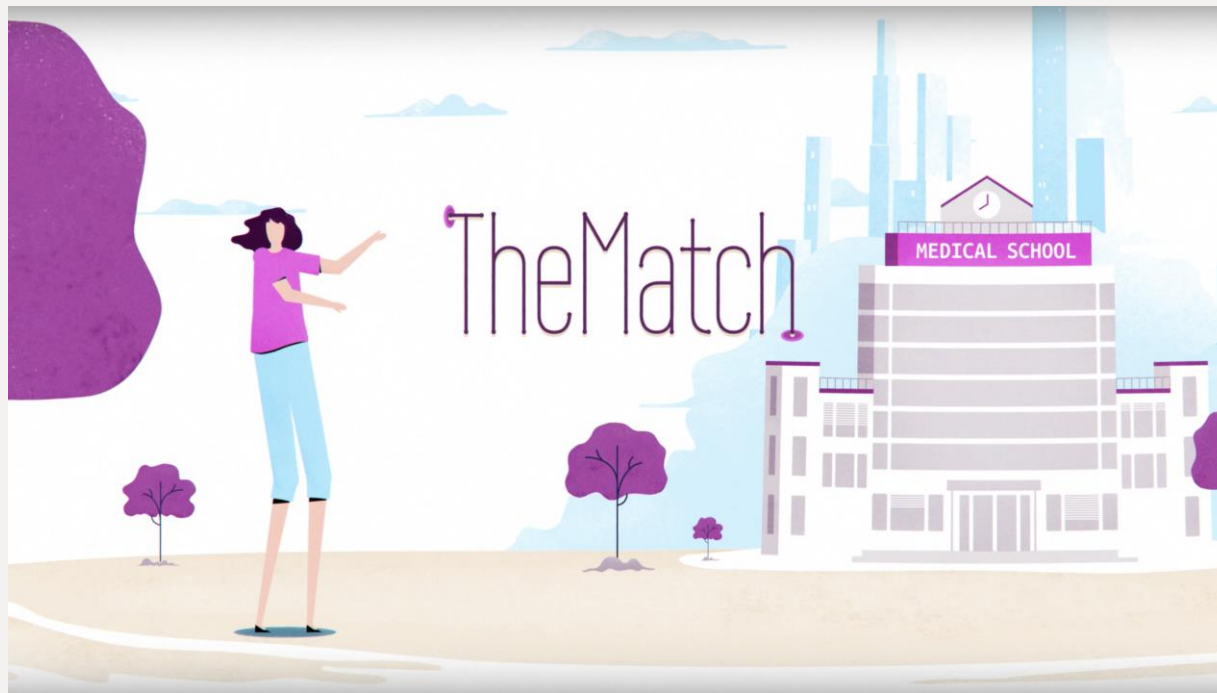
An introduction of the match process for
the Northern Ontario School of Medicine





- ✓ Overview of the match phases
- ✓ Policies, process and your expectations
- ✓ Answer your questions

An introduction to CaRMS



What is the match?

Resembles a job application

- Application submission
- Application review period
- Interview process

Key differences:

- Rank order lists
- Math-based algorithm
- Results are announced at the same time
- Governed by AFMC policies



Policy vs. process

Match Policy +
Eligibility Requirements

Match Process +
Algorithm

Match Results

17 Canadian Faculties
of Medicine

Provincial Ministries of
Health

The Association
of Faculties of Medicine
of Canada
(AFMC)

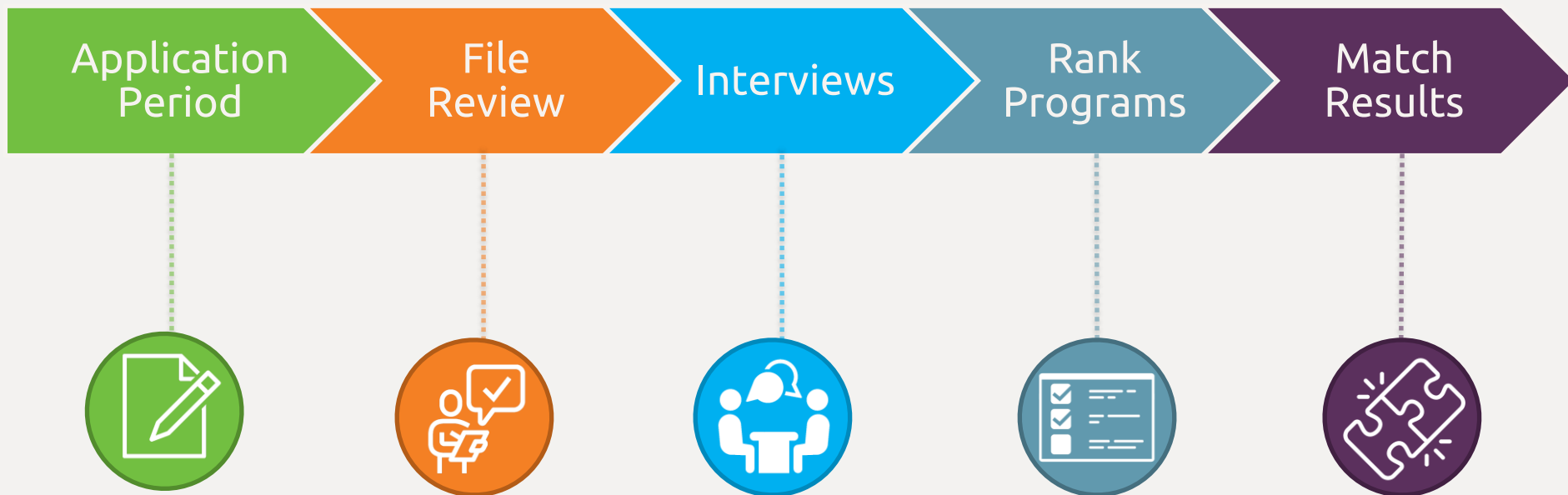
+



=



Phases of the Match Cycle



Application period



Application period

File review

Interviews

Rank programs

Match results

The basics of the application period

- ✓ Review the timelines (milestones and deadlines)
- ✓ Review program descriptions
- ✓ Complete your applications
- ✓ Upload supporting documents
- ✓ Assign **requested** documents to programs
- ✓ Submit your applications to programs



Preview of CaRMS Online

MY INFORMATION ▼	MY DOCUMENTS ▼	MY APPLICATION ▼	MY RESULTS ▼
Profile	Education	Examinations	Experience
Personal Information ✓	Non-Medical Education ✓	physiciansapply.ca transfers !	Work ✓
Language Skills ✓	Medical Education ✓	United States Medical Licensing Examination ✗	Scholarly Activities and Research ✓
Licensure ✓	Undergraduate Clerkship	Language Proficiency !	Volunteer ✓
	Electives ✓	Certifications ✗	Clinical Practice ✗
	Postgraduate Training/ Internships ✗		Fellowships ✗
	Residency Electives ✗		Publications / Presentations ✓
	Non Clinical Training ✓		Achievements & Interests ✓


✓ **Required** / Should ✗ **Not Required** ! **Possibly**

Requested documents

- ✓ Medical school transcript
- ✓ Medical Student Performance Record (MSPR)
- ✓ Proof of citizenship
- ✓ Personal letter(s)
- ✓ Photo (JPEG max. 2 MB)
- ✓ Reference documents
- ✓ Additional document(s) requested by programs

Reference Documents: Who do I ask?

- Preceptor who knows you well
- Preceptor who has evaluated your work during clinical electives
- Read their reaction/body language when you ask for a reference letter
- And if someone offers to write you a letter, accept!



Program applications

1. Select the programs you wish to apply to
2. Assign documents that are requested by programs.
3. Submit your applications



Program descriptions

Found on **carms.ca**

Information includes:

- Available positions (Quota)
- Required documents
- Selection criteria
- What to expect in training



When applying to programs, ask yourself...

- What discipline(s) am I interested in?
- Where am I interested in living?
- What do the programs require?

Now is the time to start thinking about these questions so you know what you want once it's time to apply!



File review



The file review period – preparing for interviews

- ✓ You'll be advised on whether you will receive an interview invitation or not within your account
- ✓ Practice your interview skills



What are file reviewers looking for in my application?

Programs are required to provide insight regarding what they are looking for as part of their selection criteria in the program descriptions.

- They must enter program and selection process goals
- They must include components that are evaluated during the file review and interview processes
- They must specify if they evaluate information gathered outside of the CaRMS application
- And they are required to indicate any potential reasons they would not rank an applicant

Interviews

Application
period

File review

Interviews

Rank
programs

Match results

Interview period

- ✓ Review [interview guidelines](#) on carms.ca
- ✓ Within your CaRMS Online account, you will be able to view the global interview schedule and specific interview dates for the programs you applied to.
- ✓ Interviews will be conducted in a virtual setting for the 2022 match cycle
- ✓ Ensure you are ready for any interviews at this time



Rank programs

Application
period

File review

Interviews

Rank
programs

Match results

The ranking period

- ✓ Create your rank order list
- ✓ SUBMIT your rank order list **before the deadline**
- ✓ Deadline is **FINAL** and no modifications can be made after the deadline.



Best practices when ranking programs

- Rank in your **preferred** order
- Rank **only programs** where you are willing to match
- **No obligation** to rank a program after an interview
- Any previous conversations with programs regarding mutual interest are **not official, nor binding**
- Listing a residency program on your submitted rank order list establishes a **legal binding commitment to your match result**

Applicant Rank Order List Example

- | | |
|----|---|
| 1 | University of Ottawa / Pediatrics / Ottawa |
| 2 | Queen's University / Pediatrics / Kingston |
| 3 | University of Toronto / Pediatrics / Toronto |
| 4 | McMaster University / Pediatrics / Hamilton |
| 5 | Western University / Pediatrics / London |
| 6 | NOSM / Pediatrics / Sudbury |
| 7 | University of Ottawa / Family Medicine / Ottawa |
| 8 | Queen's University / Family Medicine / Kingston |
| 9 | University of Toronto / Family Medicine / Toronto |
| 10 | McMaster University / Family Medicine / Hamilton |
| 11 | Western University / Family Medicine / London |
| 12 | NOSM / Family Medicine / Sudbury |

Previous R-1 Match Data

- What percentage of CMGs match?
- What percentage of CMGs matched to their first-choice **discipline**?
- What percentage of CMGs matched to their first-choice **rank**?





95.2 % of final-year
CMGs matched in the
2020 R-1 Main
Residency Match

82.6 % of final-year CMGs
matched to their first-
choice discipline in the
first iteration of the 2020
R-1 Match



56.2 % of final-year
CMGs matched to their
first-choice rank in the
first iteration of the
2020 R-1 Match



Is there a formula that guarantees match success?



me creating new accounts to get one month free trials




There's no way
to cheat the system.

What does the Match Algorithm do?



Want to learn more about the match algorithm?



Visit carms.ca/algorithm for FAQs regarding the following:

- How it works
- Strategy & Best Practices
- Couples ranking
- “What if” scenarios

Match results


Application
period

File review

Interviews

Rank
programs

Match results



Access your match results

**Access your match
results within CaRMS
Online on Match Day**



Why might an applicant not match?

1. An applicant was not ranked by a program they ranked
2. An applicant did not rank a program that ranked them
3. An applicant was ranked by a program they ranked, but the program filled with more preferred applicants

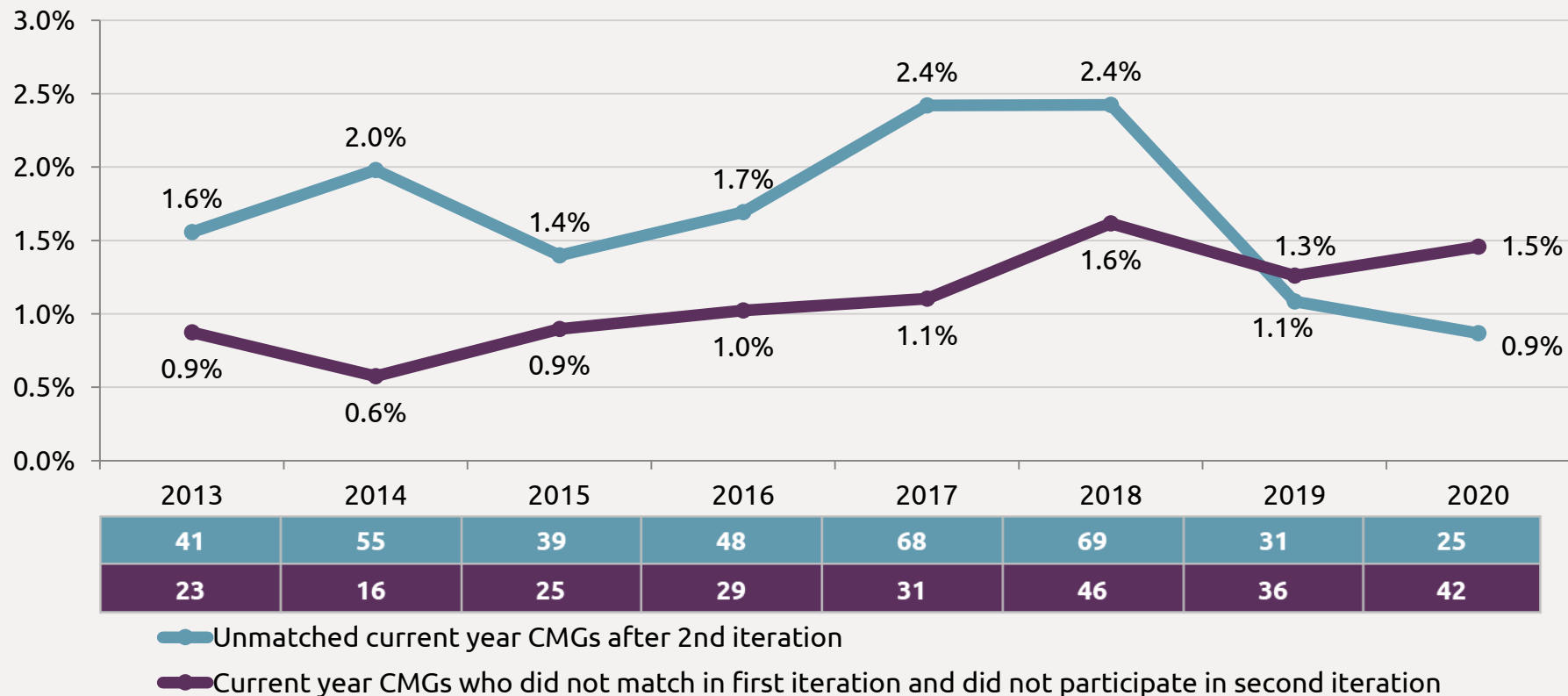


Second iteration

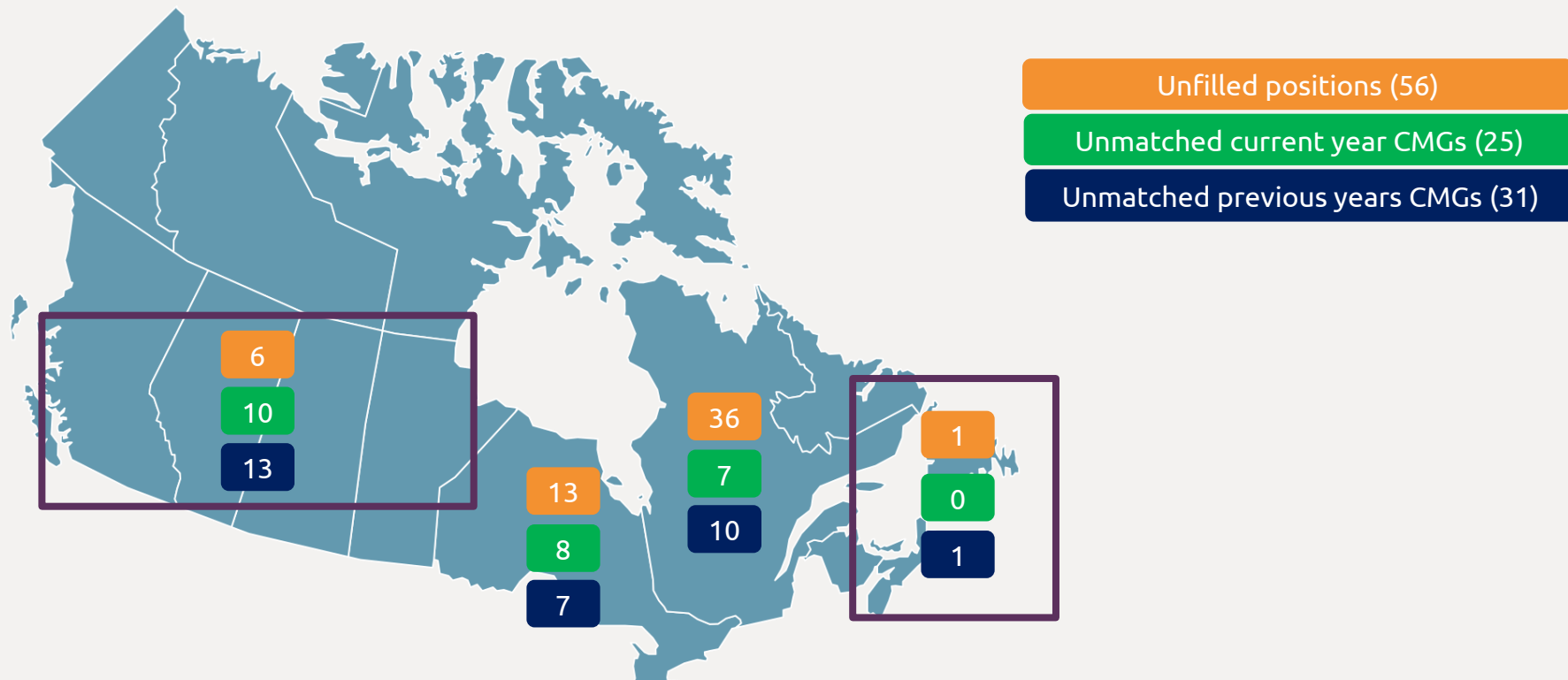
Second iteration: key differences

- Not all disciplines will be available in the second iteration
- Positions are not available in every location
- Positions can be competitive
 - i.e. IMGs are eligible for the same positions as CMGs in certain provinces
- Current medical residents are eligible to apply

Unmatched current year CMGs after second iteration

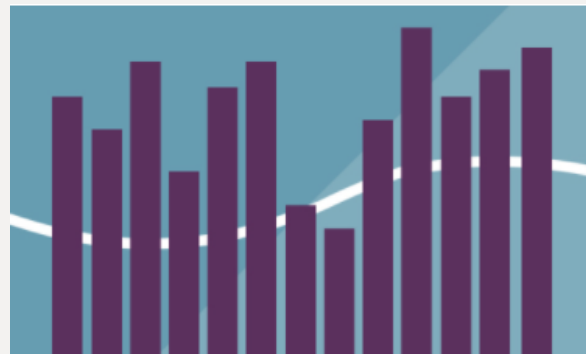


Unfilled positions and unmatched graduates after second iteration, by region



Data on carms.ca

- Over 60 reports available under the **Data & Reports** section
- Data showing relation between applicant reported electives and match results
- Interactive tool with 10+ years of R-1 data
- CaRMS Forum presentation slides



R-1 match electives data



R-1 match interactive data

Getting the help you need



- carms.ca
- Help center – carms.zendesk.com
- Communiqués
- **Twitter:** @CaRMS_CA
- **Facebook:** Facebook.com/carms.ca
- **YouTube:** Youtube.com/CaRMSvideo

CaRMS client services team – Monday to Friday

By phone

1.877.227.6742

9am to 6pm (ET)

By chat (CaRMS Online)

9am to 5pm (ET)

By email

help@carms.ca

aide@carms.ca



Questions and answers

Thank you