

INSTRUCTIONS FOR ALL PARTICIPANTS

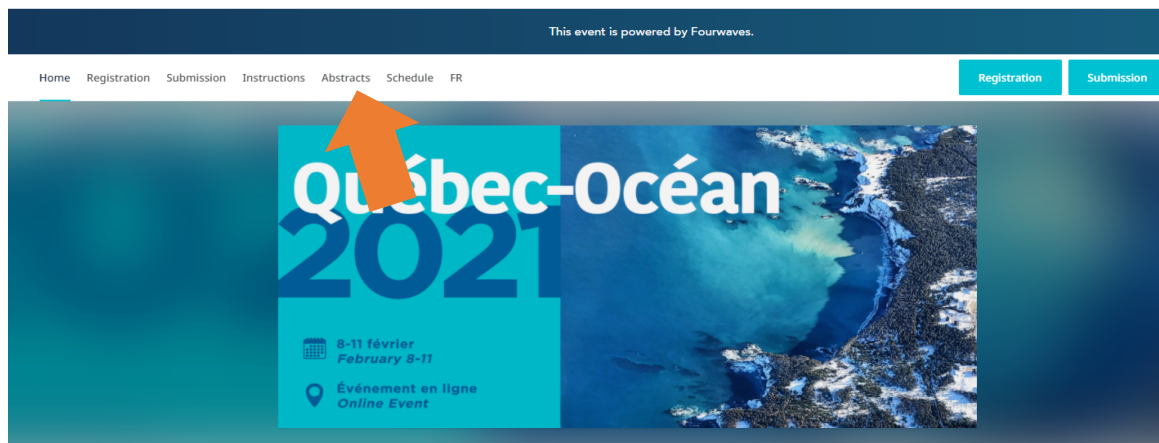
LOGIN

In order to access all the features of the Fourwaves site, the participant must log in by clicking on "[Login](#)" in the event menu (email and password).

Only logged-in participants will be able to access abstracts and interact with presenters.

Before the Meeting

- Prior to the meeting, you are invited to read the abstracts of the oral and poster presentations.
 - Click on the tab "**Abstracts**" on the event page.



- This page will display titles of all presentations (oral and poster presentations). You will be able to filter by type of presentation (oral or poster) as well as by the domain of research. You just have to click on the title if you want to read the abstract. The contact information of the presenter will also appear. **We ask you to contact the presenter only during the period provided for that purpose (see "Schedule").**

This event is powered by Fourwaves.

[Home](#) [Registration](#) [Submission](#) [Instructions](#) [Abstracts](#) [Schedule](#) [FR](#)

[Registration](#) [Submission](#)

Abstracts

Submission types

☐ Présentation par affiche

☐ Présentation orale

Domain of Research

☐ Biologie

☐ Chimie

☐ Géographie

☐ Géologie

☐ Physique

44 abstract(s) | Display 25 50 100

← 1 2 →

#1 | Presented by Emilie Arseneault

Relations entre les variables environnementales et les espèces de diatomées de la Baie de Sept-Îles et de ses environs

#2 | Presented by Mathilde Jutras

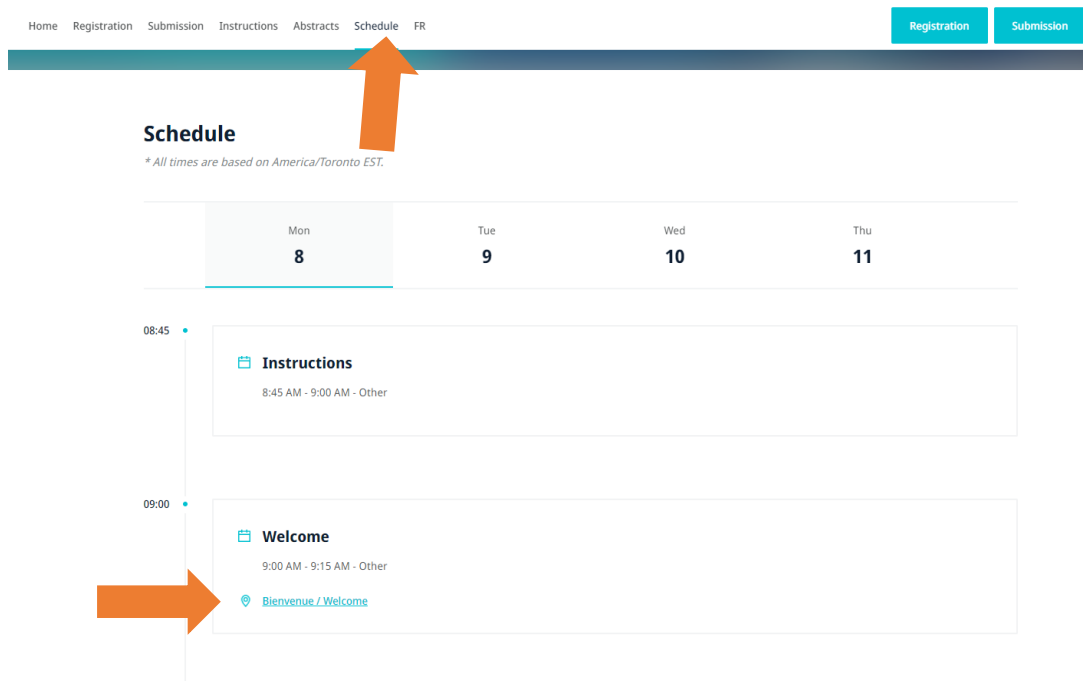
Les causes physiques et biogéochimiques de la désoxygénation des eaux profondes de l'estuaire maritime du Saint-Laurent

#3 | Presented by Jade Paradis-Hautcoeur

Effets des apports fluviaux en nutriments azotés sur les flux verticaux des particules microbiennes dans l'estuaire maritime du Saint-Laurent

During the Meeting

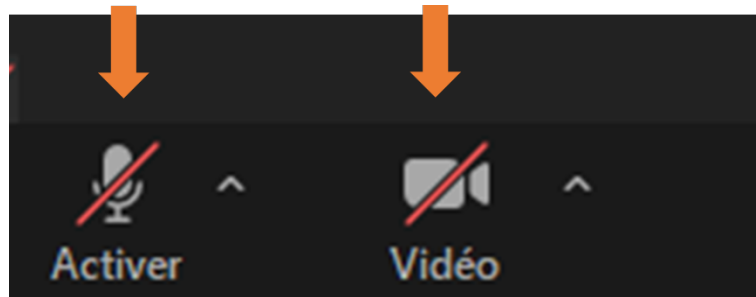
During the meeting, by clicking on the tab “**Schedule**” you will have access to all the contents of each session. Click on Instructions, Welcome, Guest speakers, etc. to see the presentations.



- The complete schedule can be found [here](#) – Reminder: you need to log in with your email and password to get access to all the content).

Attend conferences and oral presentations:

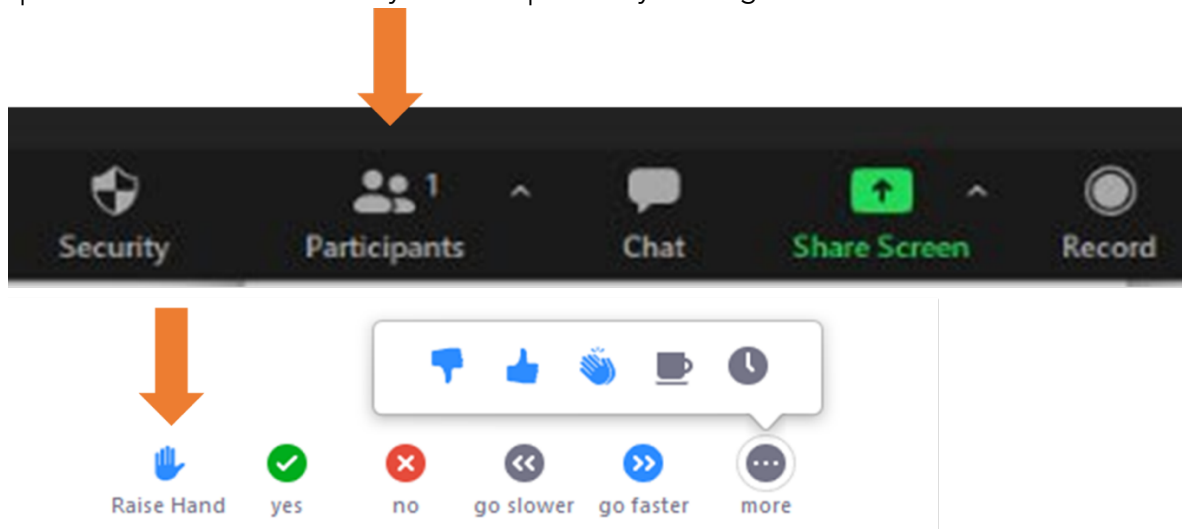
- To attend conferences and presentations, simply click on the corresponding link in the "Schedule" tab. You will be redirected to a zoom room.
- Your sound and camera will be automatically muted when you reach the presentation rooms. You will be able to activate your camera if you wish by clicking on the Video icon at the bottom left of your screen.



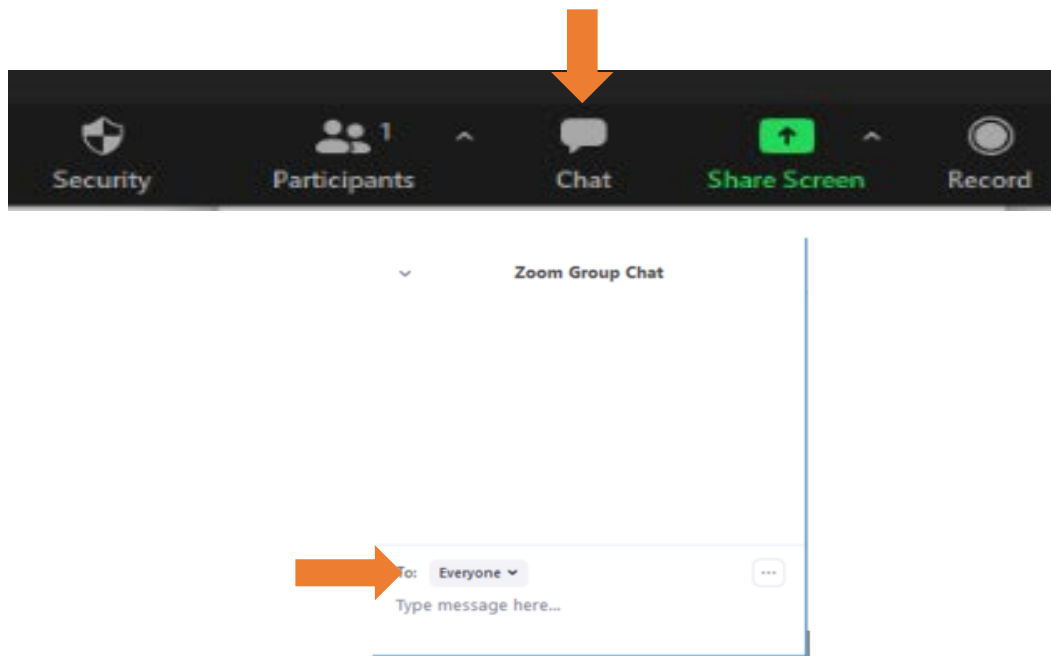
If you experience connection difficulties, we recommend that you leave your camera off.

There is a question period at the end of each presentation.

- During the question period you will be able to raise your hand using the tool provided by the Zoom interface in the participants tab. The chairperson will then invite you to ask your question. Be sure to activate your microphone by clicking on it.



- During the presentations, you will also be able to ask your questions in the chat room. However, please address your question to everyone so that the chairperson can read it to the presenter.

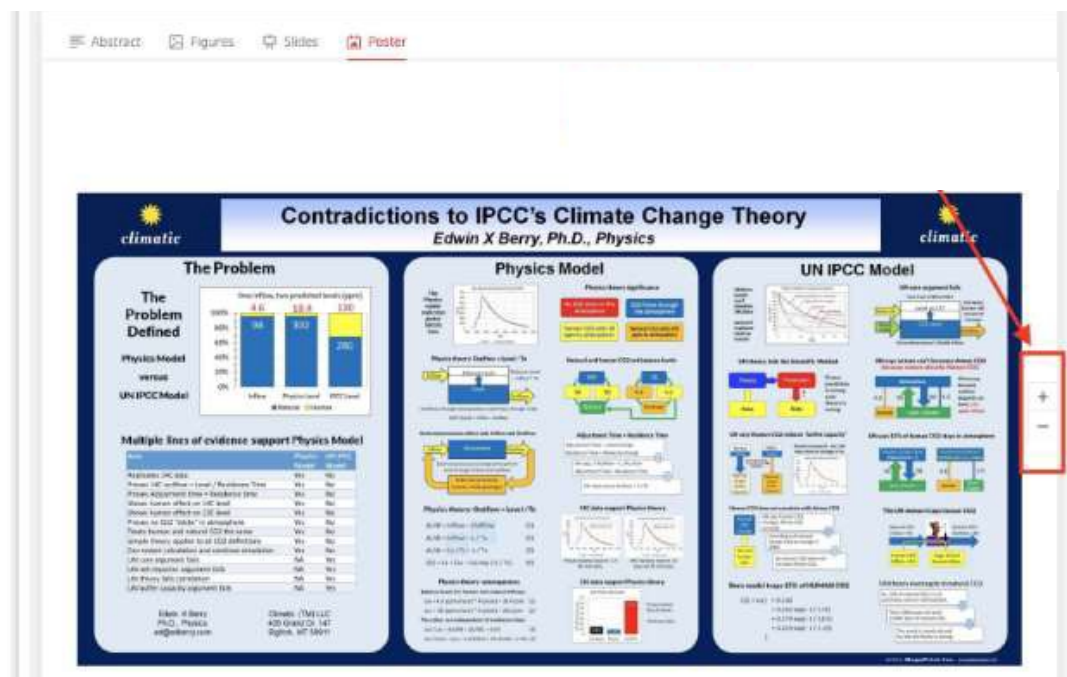


To attend the Poster Session:

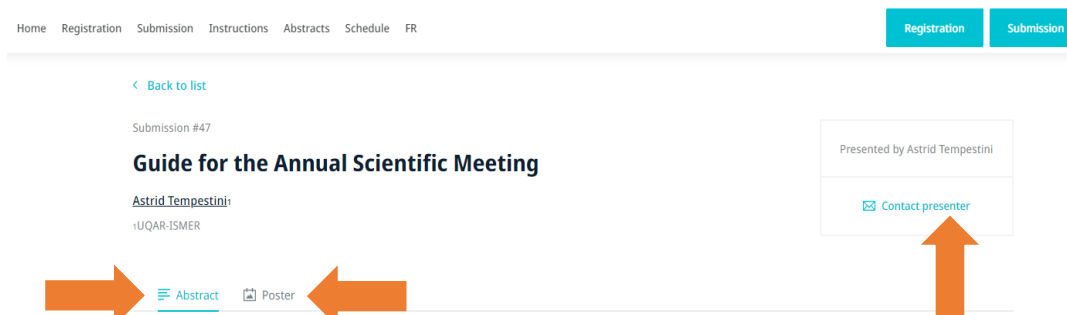
- In the "**Schedule**" tab, during the " Session: Poster Presentation ", click on the presenter of your choice. You will have access to his or her abstract and will be able to communicate with him or her.



- While viewing the poster, you can zoom in or out either with the mouse or with the + and - buttons next to the poster and drag the image.



- You do not have to join a discussion to see the poster. You have the choice of viewing the abstract or the poster, by clicking on "**Summary**" or "**Poster**".



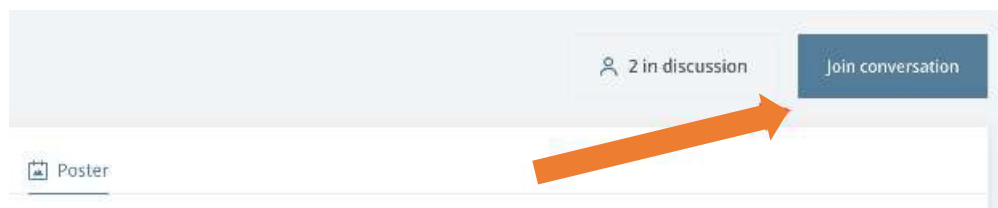
- You can call the presenter by clicking on “Call presenter”.



- If a conversation has already started, you will see the number of people in the conversation. You can join the conversation, but a maximum of 8 people is allowed during the conversation including the presenter.



- To join a discussion, click on “Join conversation”.



- More help can be found [here](#).